

RE5R01A (BMW A5S 300J), (JF503E) 5 Speed RWD (Electronic Control)

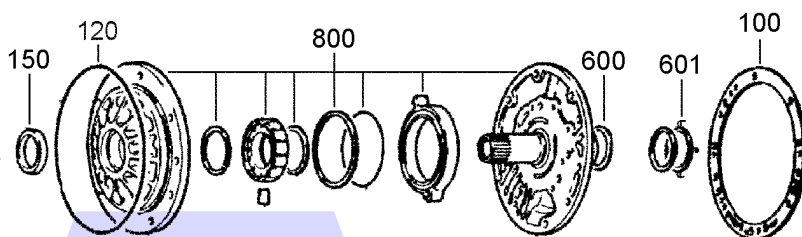


AUTOMATIC CHOICE



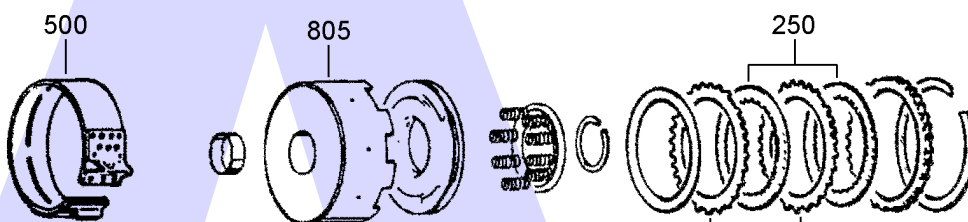
THE AUTOMATIC TRANSMISSION PARTS WAREHOUSE

A



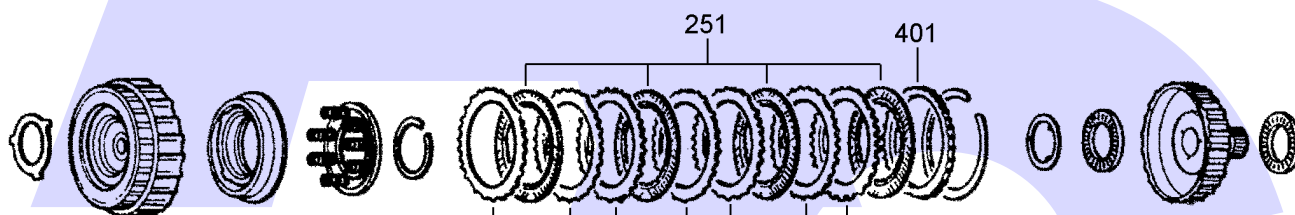
Pump Assembly

B



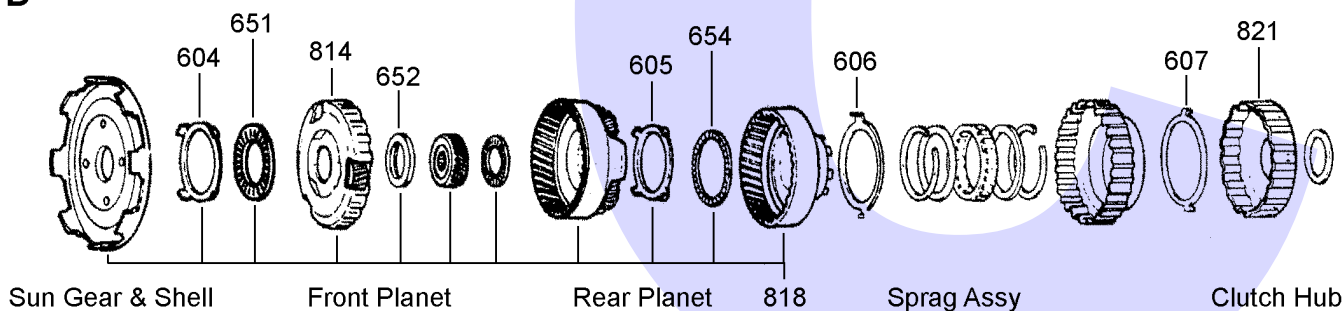
Reverse Input

C



High Clutch

D



Sun Gear & Shell

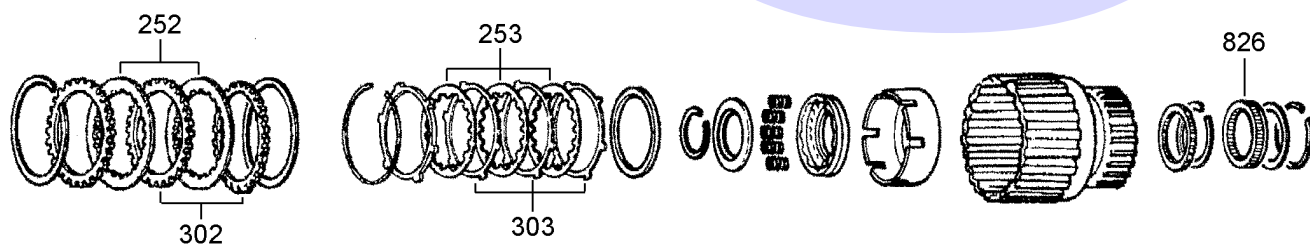
Front Planet

Rear Planet

818 Sprag Assy

Clutch Hub

E



Forward Clutch

Overrun Clutch

Input Drum

RE5R01A (BMW A5S 300J), (JF503E) 5 Speed RWD (Electronic Control)

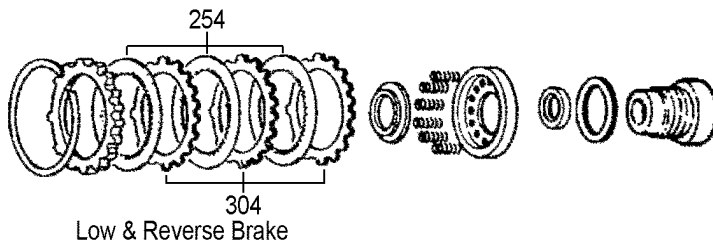


AUTOMATIC CHOICE

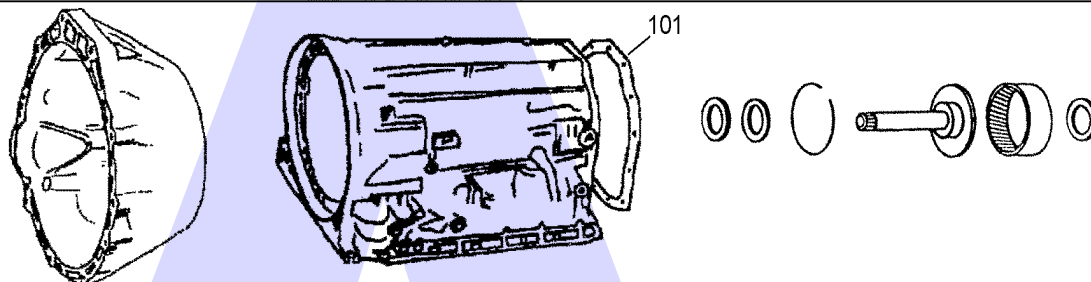


THE AUTOMATIC TRANSMISSION PARTS WAREHOUSE

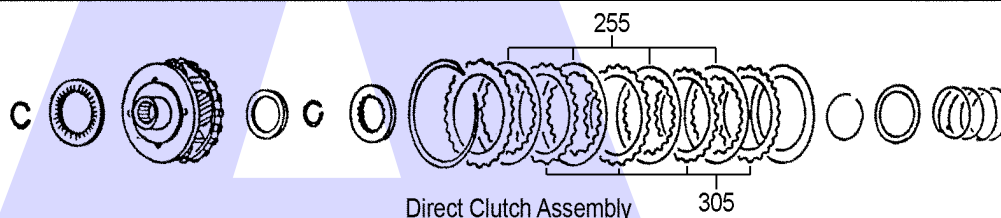
F



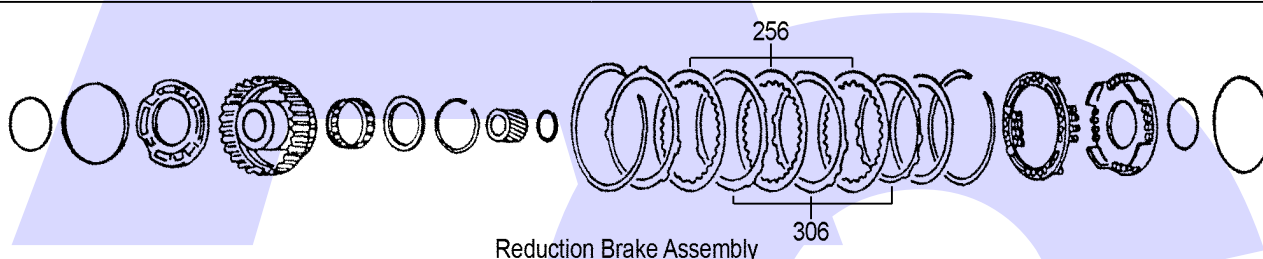
G



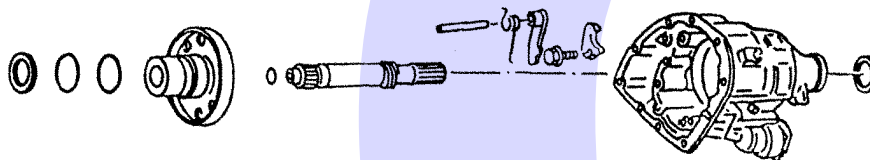
H



J

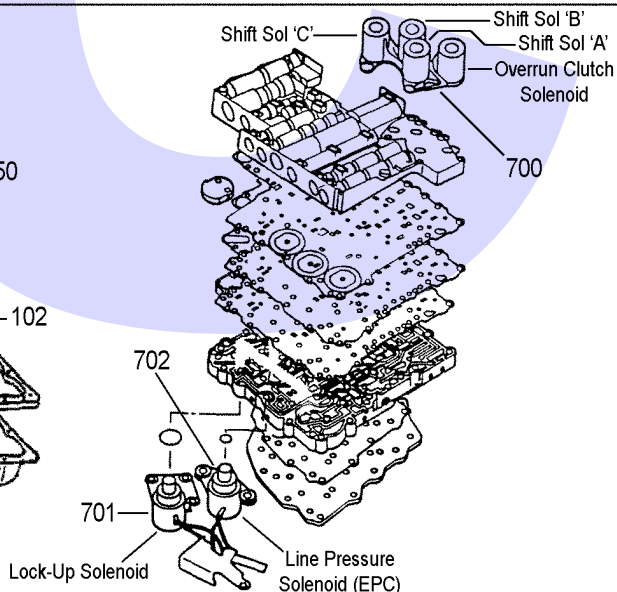

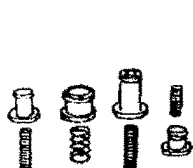


K



L

Solenoid Firing Order					
Gear	1	2	3	4	5
A	ON	OFF	OFF	OFF	ON
B	ON	ON	OFF	OFF	OFF
C	ON	ON	ON	OFF	OFF



RE5R01A (BMW A5S 300J), (JF503E)

5 Speed RWD (Electronic Control)



AUTOMATIC CHOICE



THE AUTOMATIC TRANSMISSION PARTS WAREHOUSE

ILL NO.	DESCRIPTION	YEARS	QTY	PART NO
KITS				
Kit	Banner Kit (Includes Frictions) ..	91-ON	1	RE5.BAK01
Kit	Overhaul Kit (Transtec)	91-ON	1	RE5.OHK02
GASKETS				
100A	Pump Gasket (Metal)	91-ON	1	RE4.GAS07
101G	Extension Housing Gasket	91-ON	1	RE4.GAS08
102L	Pan Gasket All (Cork)	91-ON	1	RE4.GAS01
102L	Pan Gasket All (Duraprene)	91-ON	1	RE4.GAS10
RUBBER COMPONENTS				
Kit	'O' Ring Kit, Direct Clutch	91-ON	1	RE5.ORK01
120A	Pump 'O' Ring	91-ON	1	RE4.ORK01
NI	'D' Ring - 60mm Servo	91-ON	1	RE4.ORK02
METAL CLAD SEALS				
150A	Convertor Seal All	91-ON	1	RL4.MCS01
SEALING RINGS				
FRICITION PLATES				
250B	Reverse Input (149mm OD x 2.00mm x 34T) ..	91-ON	2	SUB4.FRP04
250B	Reverse Input (Aftermarket) (149mm OD x 2.00mm x 30T) ..	91-ON	2	SUB4.FRP09
250B	Reverse Input (OEM) (149mm OD x 2.00mm x 30T) ..	91-ON	2	SUB4.FRP39
251C	High 3-4 Clutch (Aftermarket) (132mm OD x 1.60mm x 30T) ..	91-ON	5	RL4.FRP08
251C	High 3-4 Clutch (OEM) (132mm OD x 1.60mm x 30T) ..	91-ON	5	RL4.FRP18
252E	Forward (With Turbo) (Aftermarket) (148mm OD x 1.60mm x 36T) ..	91-ON	7	SUB4.FRP01
252E	Forward (With Turbo) (OEM) (148mm OD x 1.60mm x 36T) ..	91-ON	7	SUB4.FRP31
252E	Forward (Without Turbo) (148mm OD x 2.00mm x 36T) ..	91-ON	4-5	SUB4.FRP11
253E	Overrun (130mm OD x 2.00mm x 18T) ..	91-ON	3	SUB4.FRP02
254F	Low & Reverse (147mm OD x 2.00mm x 30T) ..	91-ON	4-8	SUB4.FRP03
255H	Reduction Direct (122mm OD x 2.00mm x 30T) ..	90-ON	3	RE5.FRP01
255H	Reduction Direct (OEM) (122mm OD x 2.00mm x 30T) ..	90-ON	3	RE5.FRP21
256J	Reduction Brake (137mm OD x 1.60mm x 30T) ..	90-ON	3	RE5.FRP02
256J	Reduction Brake (OEM) (137mm OD x 1.60mm x 30T) ..	90-ON	3	RE5.FRP22

ILL NO.	DESCRIPTION	YEARS	QTY	PART NO
STEEL PLATES				
300B	Reverse Input (128mm ID x 2.00mm x 30T)	93-ON	2	SUB4.STP09
25B	Reverse Input Square Tooth (130mm ID x 2.00mm x 30T)	91-92	2	RL4.STP05
301C	High Clutch (110mm ID x 1.70mm x 27T)	91-93	7	RL4.STP13
301C	High Clutch (110mm ID x 2.00mm x 27T)	91-ON	3-5	RL4.STP11
302E	Forward Non Turbo (130mm ID x 2.00mm x 24T)	91-ON	4-5	SUB4.STP01
302E	Forward With Turbo (130mm ID x 1.80mm x 24T)	91-ON	7	SUB4.STP13
303E	Overrun (115mm ID x 2.00mm x 6T)	91-ON	5	SUB4.STP02
304F	Low & Reverse 2 Thin Teeth (125mm ID x 2.00mm x 14T)	91-ON	6-7	SUB4.STP03
305H	Reduction Direct	91-ON	5	RE5.STP01
306J	Reduction Brake (120mm ID x 2.70mm x 8T)	91-ON	2	RE5.STP02
306J	Reduction Brake (120mm ID x 2.00mm x 8T)	91-ON	1	RE5.STP03
PRESSURE PLATES				
401C	High Clutch Pressure Plate (4.3mm)	91-ON	AR	RE4.PP04
SPRINGS & CIRCLIPS				
FILTERS				
450L	Oil Filter (BMW, OEM) (19mm Pick-Up)	91-ON	1	RE5.FIL02
BANDS				
500B	Band (Directional)	91-ON	1	RE4.BAN05
BUSHINGS				
NI	Pump Body Bush	87-ON	1	RE4.BUS01

RE5R01A (BMW A5S 300J), (JF503E)

5 Speed RWD (Electronic Control)



AUTOMATIC CHOICE

ILL NO.	DESCRIPTION	YEARS	QTY	PART NO
THRUST WASHERS & BEARINGS				
600A	Thrust Washer Pump - Rev Input (Sel 0.89mm Thick Plastic).....	87-ON	AR	RL4.THW01
600A	Thrust Washer Pump - Rev Input (Sel 1.00mm Thick Plastic).....	87-ON	AR	RL4.THW02
600A	Thrust Washer Pump - Rev Input (Sel 1.30mm Thick Plastic).....	87-ON	AR	RL4.THW03
600A	Thrust Washer Pump - Rev Input (Sel 1.70mm Thick Plastic).....	87-ON	AR	RL4.THW04
600A	Thrust Washer Pump - Rev Input (Sel 1.93mm Thick Plastic).....	87-ON	AR	RL4.THW05
601A	Race Pump to High Drum (Sel 1.60mm Thick 3 Tang).....	87-ON	AR	RL4.THW10
601A	Race Pump to High Drum (Sel 1.78mm Thick 3 Tang).....	87-ON	AR	RL4.THW11
601A	Race Pump to High Drum (Sel 2.00mm Thick 3 Tang).....	87-ON	AR	RL4.THW112
604D	Race, Sun Gear Shell to Front Planet Bearing.....	87-ON	1	RE4.TOR04
605D	Race, Rear Planet to Annulus Bearing.....	87-ON	1	RE4.TOR04
606D	T.Wash Rear Ring Gear to Sprag (Plastic).....	87-ON	1	RL4.THW06
652D	Bearing Front Planet to S.Gear	87-ON	1	RE4.BE04
651D	Race Rear of Sun Shell (Can Use RE4.TOR05).....	87-ON	1	RL4 THW07
651D	Race Rear of Sun Shell (Can Use RL4.THW07).....	87-ON	1	RE4 TOR05
654D	Race Rear of Rear Planet (Can Use RE4.TOR05).....	87-ON	1	RL4.THW07
654D	Race Rear of Rear Planet (Can Use RL4.THW07).....	87-ON	1	RE4.TOR05
607D	T.Wash Overrun Clutch Hub (Plastic).....	87-ON	1	RL4.THW06
656F	Inner Hub to Inner Race Bearing (Open Face One Side 59mm OD) .	88-ON	1	RE4.THW02
657F	Shim Fwd Drum to Hub Update (Replaces Bearing With Race)..	88-ON	1	RE4.TOR02
ELECTRICAL COMPONENTS				
700L	Solenoid Set (4 Solenoids) (BMW) (Shift A, B, C & Overrun Clutch)	91-ON	1	RE5.SOL11
702L	Solenoid Set (2 Solenoids) (BMW) Pressure Control & Lock-Up (EPC & TCC)	91-ON	1	RE5.SOL12
NI	Reverse Lock Out (BMW).....	91-ON	1	RE5.SOL13
VALVE BODY PARTS				

ILL NO.	DESCRIPTION	YEARS	QTY	PART NO
HARD PARTS				
818D	Planetary Package (42 Tooth Sun Gear No Brgs) ...	91-ON	1	RE4.PL02
818D	Planetary Package (37 Tooth Sun Gear W/ Brgs)....	91-ON	1	RE4.PL03
814D	Front Planetary Assy (33T Fnt Sun Gear 2 Groove)...	91-ON	1	RE4.PL04
805B	Drum, Reverse Input.....	91-ON	1	RE4.DRU02
NI	Pump Kit (Slotted).....	91-ON	1	RE4.PUM02
821D	Overrun Clutch Hub	91-ON	1	RE4.DRU01
826E	Sprag, Low Sprag (30 Elements 10.31mm Wide) ..	91-ON	1	RE4.OWC02
SPECIAL ITEMS				
TOOLS & MANUALS				



THE AUTOMATIC TRANSMISSION PARTS WAREHOUSE