

09-18-2014



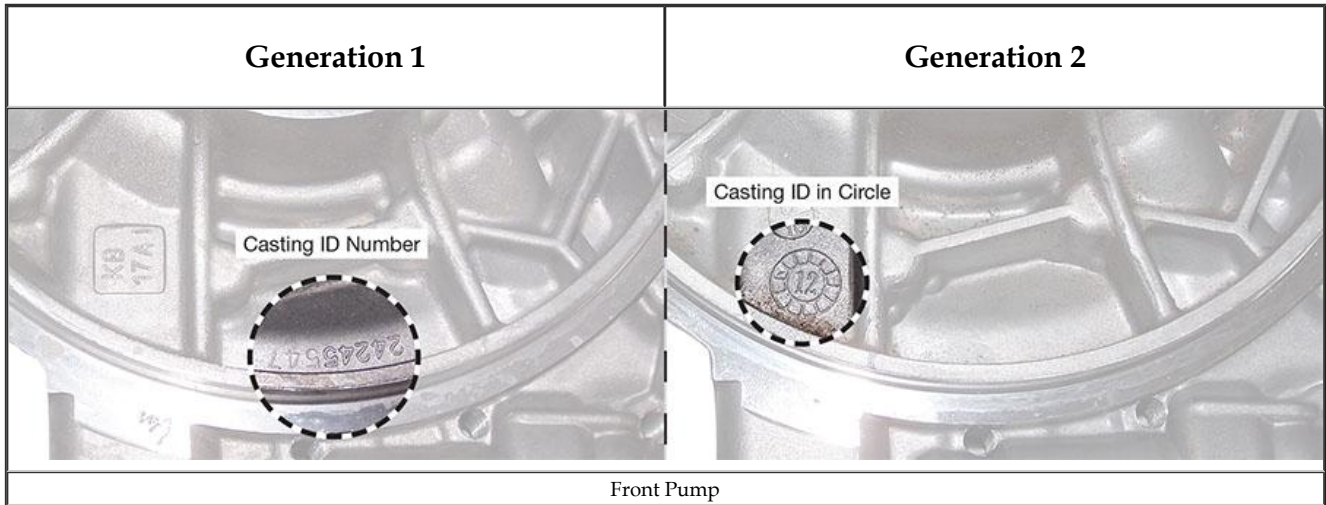
[Share Article](#)



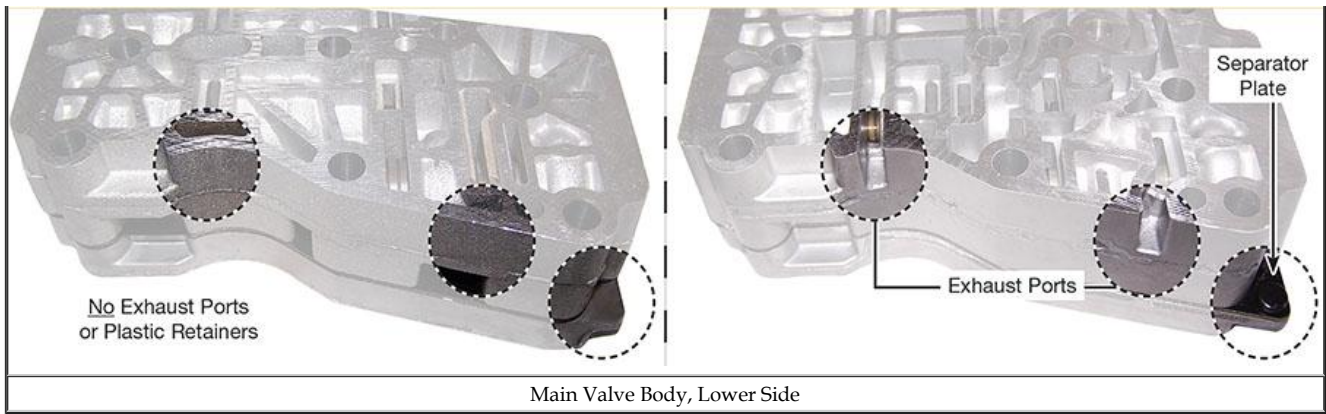
GM 6T40, 6T45, 6T50 Series Identification Guide



Sonnax

Questions? [Email Sonnax Tech Support about this article.](#)

GM 6T40, 6T45, 6T50 Series ID Guide







©2014 Sonnax Industries, Inc.

Related Unit(s)

- [6T50 \(Gen. 2\)](#)
- [6T50 \(Gen. 1\)](#)
- [6T45 \(Gen. 2\)](#)
- [6T45 \(Gen.1\)](#)
- [6T40 \(Gen. 2\)](#)
- [6T40 \(Gen. 1\)](#)

Subject(s) Included

- Identification Guides

While Sonnax makes every effort to ensure the accuracy of technical articles at time of publication, we assume no liability for inaccuracies or for information which may become outdated or obsolete over time.

Was this helpful? Yes No

Please tell us why: Reason

Email (If provided Sonnax Tech Support will contact you within 2 business days.) Email

Thanks for your feedback! [Contact Sonnax tech support](#) for assistance.

Thanks for your feedback!