




TECHNICAL INFORMATION BULLETIN

Important Rebuild Information for AL4/DPO Transmissions


Some units are now being fitted with what is called an NDTH hydraulic distributor, this can be identified by three notches cut out of the separator plate as shown in the illustration below.




Late type hydraulic distributor with 3 notches
Part No. DPO.VB03

It is important that this type of hydraulic distributor, our part number DPO.VB03 is matched to the later style 'E1' Teflon® sealing rings with overlapping joint, our part number DPO.SSR05, see illustration below.

The early non NDTH hydraulic distributor our part number DPO.VB02 must be matched to the early butt jointed sealing rings, our part number DPO.SSR02, see illustration below.



Late type with overlap joint
Part No. DPO.SSR05



Early type with butt joint
Part No. DPO.SSR02

As far as we are aware, as long as the correct combination of 'E1' sealing rings and hydraulic distributor are put together, either combination will work in any version of transmission.

It is very important to make sure when fitting a new hydraulic distributor that the correct type is being fitted, or if rebuilding the unit that the correct sealing ring/hydraulic distributor combination is used.

Please be aware that mixing incorrect sealing ring and hydraulic distributor combinations will without exception result in premature transmission failure.